
















Rank	Country	Combination Team	Combination Male	Combination Female	Combination Master	Combination Juniors - Male	Combination Juniors - Female	Combination Team - Female	Total medals	Total medals
<b>Nations Cup 1987 - 2017</b>										
1	 Slovenia	1 5 2 3 3 3	1 5 2 4 3 5	1 7 2 4 3 4	1 1 2 3	1 3 2 1 3	1 2 3 1	1 2 3	1 21 2 12 3 13	46
2	 Austria	1 5 2 4 3 5	1 1 2 3 3 2	1 3 2 2 3 4	1 6 2 8 3 5	1 5 2 1 3 1	1 1 2 3 4	1 4 2 3 3 1	1 20 2 21 3 22	63
3	 Germany	1 5 2 3 3	1 4 2 2 3 2	1 3 2 3 3 1	1 3 2 3 3 1	1 2 3	1 2 1 3	1 2 3	1 12 2 12 3 4	28
4	 Russia	1 3 2 2 3 2	1 3 2 3 3 3	1 1 2 1 3 3	1 2 3 1	1 1 2 4 3 4	1 2 2 2 3	1 2 3	1 10 2 12 3 16	38
5	 Suisse	1 2 2 1 3 2	1 1 2 2 3 1	1 3 2 3 3 1	1 1 2 3 1	1 2 3	1 2 2 3	1 1 2 3	1 8 2 8 3 5	21
6	 Italy	1 2 3 1	1 2 3	1 1 2 3	1 1 2 3 2	1 2 3 1	1 2 3	1 1 2 1 3	1 3 2 1 3 4	8
7	 USA	1 2 3 1	1 2 3	1 2 1 3 1	1 2 3	1 1 2 1 3	1 2 3 3	1 1 2 3	1 2 2 2 3 5	9
8	 France	1 1 2 1 3	1 1 2 3	1 2 3	1 2 3	1 2 3	1 2 3	1 1 2 3	1 2 2 2 3 0	4
9	 Canada	1 2 3	1 2 3	1 1 2 1 3 1	1 2 3 1	1 2 3	1 2 3	1 1 2 3	1 1 2 2 3 2	5
10	 Yugoslavia	1 2 3 1	1 1 2 3	1 2 1 3	1 2 3	1 2 3	1 2 3	1 1 2 3	1 1 2 2 3 1	4
11	 Czech Republik	1 2 1 3 1	1 2 3	1 2 3 2	1 2 3	1 2 2 1 3	1 2 3 1	1 2 3	1 0 2 3 3 5	8
12	 Croatia	1 2 1 3 1	1 2 3 1	1 2 3	1 2 1 3	1 2 3 1	1 2 1 3	1 2 3	1 0 2 3 3 3	6
13	 Sweden	1 2 1 3	1 2 3	1 2 3	1 2 3	1 2 3	1 2 3	1 2 3	1 0 2 1 3 0	1
14	 Finland	1 2 3	1 2 3	1 2 3	1 2 3 1	1 2 3	1 2 3	1 2 3	1 0 2 0 3 1	1
14	 Mazedonia	1 2 3	1 2 3	1 2 3	1 2 3 1	1 2 3	1 2 3	1 2 3	1 0 2 0 3 1	1

**Total medals: 243**